

SUDOKU LUNAR

10r/10rH



Drum Rack X1



12" Mesh Snare X1



8" Mesh Tom X4



12" Hihat x1



15.5" Ride x1


SET DRUM ALL PARTS



12" Crash x2



Hihat Pedal x1



Drum Allen key x1



Drum L Arm x6



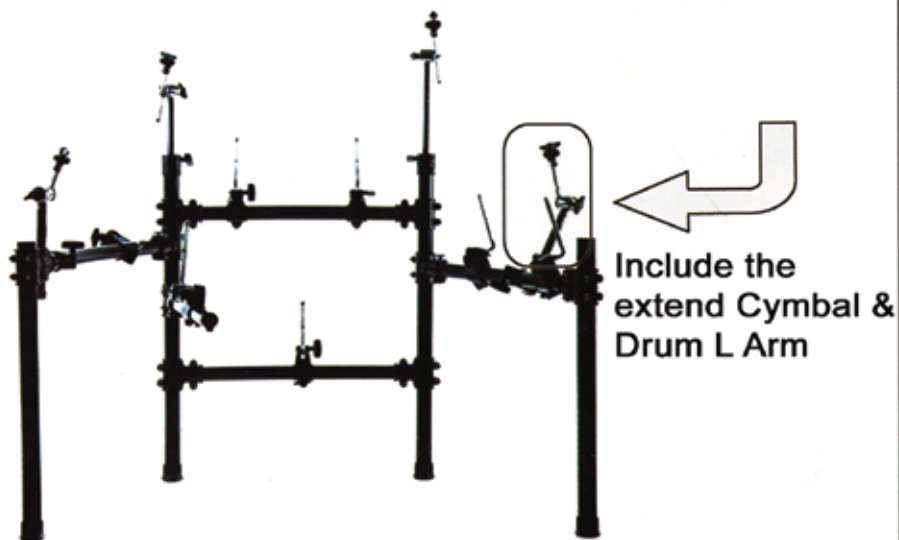
Cymbal Arm x3




Module x1

1. Open the Drum Rack & Use the Drum Allen Key to adjust height

(The picture show already install the Drum L Arm & Cymbal Arm)



2. Install the Bass Drum & Drum Pedal



The Long Drum L Arm use for the Bass Drum

Note:
Ensure the beater to stuck the bass drum iron plate
Ensure that the beater bass drum is close to the ground

3. Install Snare Drum Suspension



Unpacked state



Vertical arrangement of L pole

Insert Snare drum
Fix each knob



4. Install Cymbal



1. Cymbal wiring socket facing right
2. Insert the cymbals so that the cymbals can shake freely

5. Right way to play the Rimshot



6. Right way to choke the Cymbal



There is a sound stop function on the edge about 2cm wide area

mute function



mute sensor area(color marked)



7

